

STAINLESS STEEL FITTINGS

APPLICATION

- All stainless steel pipes
- Hot and Cold water pipeline for industries, Fire water lines and waterworks
- Temperature range :

Type	Elbow, Tee, Socket, Nipple, Plug, Cap, Bushing	Union, MF Union, Union Elbow, Water Tank Fitting with PTFE Packing	Union, MF Union, Union Elbow, Water Tank Fitting with EPDM Packing
Temperature range	-20°C ~ 200°C	-20°C ~ 130°C	-20°C ~ 100°C

- Pressure Range : 10bar (Maximum operating pressure: 20bar)
- Custom made available (size, material, standard, industries and etc.)

COMPONENTS & MATERIALS



NO.	COMPONENT	MATERIAL
1	Thread	CF8 / CF8M
2	Gasket	EPDM / PTFE
3	Seat	CF8 / CF8M
4	Nut	CF8 / CF8M
Type	Union, MF Union, Union Elbow	






FEATURES

- Made of stainless steel
- High resistance for corrosion and contamination
- Secure sealing by precision machining on thread
- Solution heat treatment applied












There is no burr on the thread ends by Precision machining

PRODUCT TYPES & SIZES

TYPE					
	ELBOW	TEE	UNION	PLUG	HEX NIPPLE
SIZE	DN6, DN8, DN10, DN15, DN20, DN25, DN32, DN40, DN50, DN65, DN80, DN100				

TYPE					
	45° ELBOW	STREET ELBOW	SOCKET	END CAP	HOSE NIPPLE
SIZE	DN8, DN10, DN15, DN20, DN25, DN32, DN40, DN50	DN6, DN8, DN10, DN15, DN20, DN25, DN32, DN40, DN50		DN10, DN15, DN20, DN25, DN32, DN40, DN50, DN65, DN80, DN100	1/8" x DN5-13, 1/4" x DN8-13, 3/8" x DN8-16, 1/2" x DN8-20, 3/4" x DN13-25, 1" x DN20-33, 1-1/4" x DN33, 1-1/2" x DN40.5, 2" x DN52.5

TYPE					
	REDUCING ELBOW	REDUCING TEE	REDUCING SOCKET	BUSHING	REDUCING NIPPLE
SIZE	DN15 x 10, DN20 x 15, DN25 x 15, DN25 x 20, DN32 x 15, DN32 x 20, DN32 x 25, DN40 x 20, DN40 x 32, DN50 x 40, DN40 x 15, DN40 x 25, DN50 x 15, DN50 x 20, DN50 x 25, DN50 x 32	DN10 x 8, DN15 x 8, DN15 x 10, DN20 x 10, DN20 x 15, DN25 x 15, DN25 x 20, DN32 x 15, DN32 x 20, DN32 x 25, DN40 x 15, DN40 x 20, DN40 x 25, DN40 x 32, DN50 x 15, DN50 x 20, DN50 x 25, DN50 x 32, DN50 x 40	DN8 x 6, DN10 x 8, DN15 x 8, DN15 x 10, DN20 x 10, DN20 x 15, DN25 x 15, DN25 x 20, DN32 x 15, DN32 x 20, DN32 x 25, DN40 x 15, DN40 x 20, DN40 x 25, DN40 x 32, DN50 x 15, DN50 x 20, DN50 x 25, DN50 x 32, DN50 x 40, DN65 x 50, DN80 x 50, DN80 x 65, DN100 x 80		DN10 x 8, DN15 x 10, DN20 x 15, DN25 x 15, DN25 x 20, DN32 x 15, DN32 x 20, DN32 x 25, DN40 x 15, DN40 x 20, DN40 x 25, DN40 x 32, DN50 x 15, DN50 x 20, DN50 x 32, DN50 x 40, DN50 x 25

TYPE				
	UNION ELBOW	CROSS TEE	MF UNION	FITTING FOR WATERTANK
SIZE	DN15, DN20, DN25, DN32, DN40, DN50			